

Registration Procedure for eCentral

1. Go to the eCentral website: <https://ecentral.creo.com/>

eCentral The Kodak support site for prepress printing software, proofers and platesetters

Use eCentral to:

- **Get updates** – for Prinergy and other prepress software
- **Submit support requests** – and view their status
- **Solve issues** – on your own using the knowledgebase
- **Get documentation** – including user guides, technical bulletins and training information
- **View site-specific reports** – to see activity at your site
- **Subscribe to product news** – have product news delivered directly to you

"eCentral is the first place I go when I encounter a problem with my Prinergy system. Opening a case with the Response Center via eCentral allows me to add all the case information right from my web browser. eCentral Rocks!"

Thomas R. Clifford, President
[Graphic Users Association](#)

Login

User Name

Password

[Forgot your login info?](#)
[Problems logging in?](#)

Register


Available at no charge to KODAK prepress customers.
[Register now>>](#)

2. Select "Register now"

A small message on the eCentral registration page will be displayed for 90 days that says "Welcome Kodak Approval Customers - If you don't have a Customer Number please enter your K Number"

eCentral Registration

Register Now!



Get the most from your products! Take advantage of the online services available to your business by signing up for an account today. Customers can access both GUA membership and the KODAK ECENTRAL portal with a single login.

| Graphic Users Association (GUA) | ECENTRAL site |
|---|---|
| <p>GUA membership offers:</p> <ul style="list-style-type: none">• A peer-to-peer and customer-to-vendor network• Product forums to help you learn from members worldwide• User-driven conferences and meetings• Access to development and management teams <p>GUA membership is available at no charge to users of our products in a production environment.</p> <p>Register for GUA membership today!</p> <p><i>Note: Registration may take a few days to process.</i></p> | <p>ECENTRAL portal access includes:</p> <ul style="list-style-type: none">• The ability to request support online and track open calls• Reports and real-time information about your product• Online ordering of maintenance supplies• Troubleshooting articles• Web-based training• Product mailing lists <p>The ECENTRAL portal is available at no charge to customers who have purchased KODAK prepress products.</p> <p>Select your language to request registration!</p> <p>English, Deutsch, Español, Français, Italiano, Nederlands, Japanese</p> |



Registration Procedure for eCentral

3. Select the appropriate language
4. Input K# into the Customer Number field

Step 1: Enter Company Information



[Step 2: Register Multiple Sites \(optional\)](#)

[Step 3: Assign Administrator\(s\)](#)

Company Information

Only one registration is required per site. Additional users are registered by the eCentral site administrator for your company. If your site is already registered for access please email ecentral@kodak.com to find out who the administrator is for your company.

Fields marked with * are required

| | | |
|----------------------------|--|---|
| Customer Number * | <input type="text"/> |  |
| Full Company Name * | <input type="text"/> | |
| City * | <input type="text"/> | |
| Country | <input type="text" value="Please select —"/> |  |
| Telephone * | <input type="text"/> | |
| Fax | <input type="text"/> | |

5. Follow prompts to continue setting up the site
6. Each registered individual account will be sent the username and password.